



Honor.Educate.Lead.Prevent.

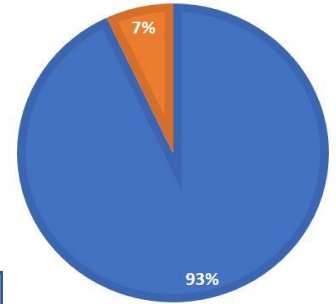
Data is based on 460 known suicides from January 1, 2016 through December 31, 2018. The data is fluid, as more suicides are reported, our numbers change. In one instance, it was reported months later that the suicide was a homicide so it was removed. For more information, or to report a suicide, please go to www.bluehelp.org.

Age

	% of All Suicides	Average Years of Service
Under 30	12%	3
30-39	23%	10
40-49	37%	17
50-59	23%	25
60+	5%	28

GENDER


■ Male ■ Female



Duty Status

Active	82%
Admin Leave	1%
Medical Leave	4%
Medically Retired	.05%
Resigned	1%
Retired	11%
Suspended	1%
Terminated	2%

Of those retired:
 38% were retired less than a year
 21% were retired 13 months to 3 years
 12% were retired 3-4 years
 18% were retired 5-10 years
 12% were retired 10+ years



On the rise -On Duty Deaths

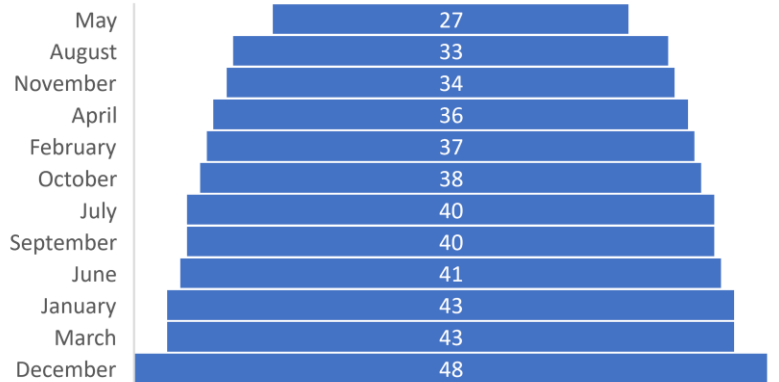
Up 240% since 2016



Declining – Murder Suicide

Down 50% since 2016

Month



State

Alaska	1	Hawaii	3	Maine	2	New Jersey	28	South Dakota	2
Alabama	5	Iowa	3	Michigan	7	New Mexico	3	Tennessee	5
Arkansas	2	Idaho	2	Minnesota	10	Nevada	6	Texas	32
Arizona	6	Illinois	16	Missouri	7	New York	37	Utah	4
California	48	Indiana	3	Mississippi	2	Ohio	17	Virginia	8
Colorado	12	Kansas	4	Montana	5	Oklahoma	8	Vermont	3
Connecticut	13	Kentucky	2	North Carolina	15	Oregon	4	Washington	6
Delaware	3	Louisiana	6	North Dakota	3	Pennsylvania	17	Wisconsin	7
Florida	24	Massachusetts	26	Nebraska	2	Rhode Island	1	West Virginia	4
Georgia	9	Maryland	16	New Hampshire	2	South Carolina	3	Wyoming	6